

Note: To change the Recievers channel number, disconnect the power, then remove the top to access the channel switches.

ADL Setup

Channel Assignments

Assign the Beacon Channel to a digital pin.

Sensor Calibration

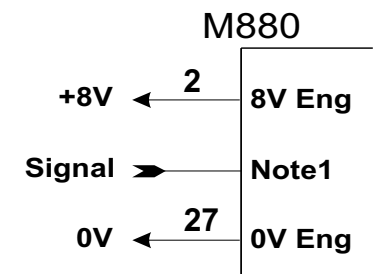
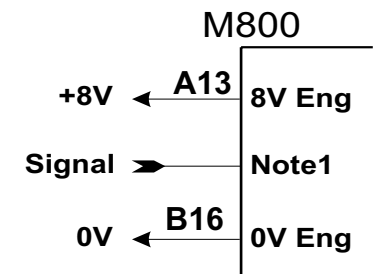
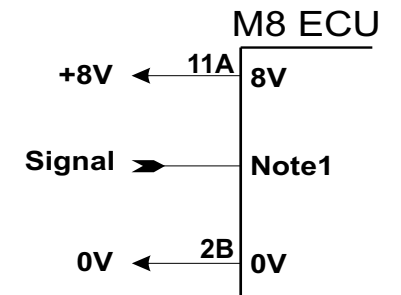
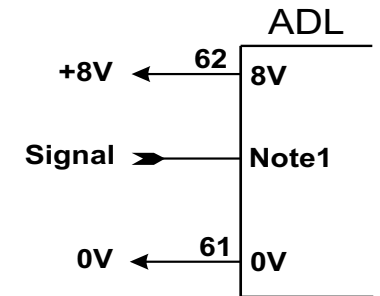
Set to "Low Volts = Active"

ECU Setup

Function	17
Parameters	
Logic Polarity	0
Re-Arm Delay	4

Note 1

ADL Digital Pins 52, 53, 54, 55
M8 Digital Pins 3A, 4A, 15A, 16A
M800 Digital Pins B8, B9, B10, B11
M880 Digital Pins 46, 45, 52, 53



MoTeC

Title **MoTeC Beacon Receivers**

Date 30/09/2002 Drawn ST App Products ADL, ECU

Sheet No

1 of 2

Drawing No

A05